

# BLACK+DECKER BTLW41MW Top Load Washing Machine

## QUICK BUYER GUIDE



Ideal for families with large laundry needs

### At a Glance Specs


 **CAPACITY**  
**4.1 cubic feet for large loads**

 **WASH CYCLES**  
**10 options for different fabrics**

 **DISPLAY**  
**LED screen for cycle tracking**







 **CONSTRUCTION**  
**Stainless steel tub for durability**

 **POWER**  
**Runs on standard 120V outlet**

 **DIMENSIONS**  
**26.93"D x 25.75"W x 42.13"H**







## Who It Is For

---

-  Families with multiple laundry loads
-  Users needing heavy-duty stain removal
-  Those with limited space for appliances
-  People wanting easy cycle selection
-  Individuals needing quiet operation
-  Users looking for durable construction







## Who It Is Not For

---

-  Users with small laundry loads
-  Those needing front-load efficiency
-  People with limited floor space
-  Individuals wanting energy-efficient cycles
-  Users needing smart home integration
-  People with mobility limitations

## Trade Offs to Consider

---

-  Larger size may require more space
-  No energy-saving modes available
-  No automatic load detection
-  Limited cycle options compared to front-loaders
-  Higher weight may affect installation
-  No built-in drying function



## Users Say

---

### ● POSITIVES

- ✓ Strong cleaning performance for tough stains
  - ✓ Easy to operate with clear LED display
  - ✓ Durable stainless steel tub
  - ✓ Good value for the price
  - ✓ Quiet during operation
- 

### ● COMPLAINTS

- ⚠ Limited cycle options for delicate fabrics
- ⚠ No smart home compatibility
- ⚠ Heavier than expected for installation
- ⚠ No energy-saving features
- ⚠ Larger footprint requires more space



## How It Compares

---

- Larger capacity than most front-loaders
- Fewer cycle options than high-end models
- More durable than plastic tubs
- Less energy-efficient than inverter models
- Easier to load than front-loaders
- Heavier and harder to move



## Choose This If...

---

- ✓ You need strong stain removal
- ✓ You have large laundry loads
- ✓ You want durable construction
- ✓ You need clear cycle tracking
- ✓ You have standard outlet access



## Skip This If...

---

- ✗ You need energy-efficient cycles
- ✗ You have limited floor space
- ✗ You want smart home integration
- ✗ You need front-load convenience
- ✗ You have mobility limitations



## Learn More

---



### Read our Review

[BLACK+DECKER Washer Review - Top Load, Affordable Cleaning](#)



### Visit our Website

[laundrychoice.novicelinks.com](https://laundrychoice.novicelinks.com)