

Kenmore 4.5 cu. ft. Top Load Washer with Triple Action Impeller - White

QUICK BUYER GUIDE



Busy households needing fast, effective laundry for tough stains and large loads

At a Glance Specs

 **CAPACITY**
Washes 8 lbs of laundry in 30 minutes

 **ENERGY EFFICIENCY**
Uses 90% less energy than standard cycles





 **CYCLE OPTIONS**
10 preset cycles for different fabric types

 **DIMENSIONS**
30" deep x 27" wide x 44" tall





 **WEIGHT**
125.7 pounds for stable operation

 **STAIN REMOVAL**
Triple impeller action tackles tough soils





Who It Is For

-  Families with heavy laundry loads
-  Users needing quick wash cycles
-  Those with sensitive skin concerns
-  Energy-conscious consumers

Who It Is Not For

-  Users requiring smart home integration
-  Small apartments with limited space
-  Those needing steam cleaning
-  High-volume commercial use

Trade Offs to Consider

-  No built-in smart controls
-  Requires dedicated installation space
-  Limited temperature options
-  Heavier than compact models

How It Compares

- Faster than standard washers for heavy loads
- Less energy efficient than front-loaders
- Fewer cycle options than premium models
- More compact than commercial machines



Choose This If...

- ✓ Need fast washing for bulky items
- ✓ Prioritize energy savings
- ✓ Have moderate laundry volume
- ✓ Value mechanical stain removal

Skip This If...

- ✗ Require smart home features
- ✗ Need steam cleaning capabilities
- ✗ Have space constraints
- ✗ Expect ultra-low energy use

Learn More

-  **Read our Review**
[Kenmore Top Load Washer Review – Power & Speed](#)
-  **Visit our Website**
laundrychoice.novicelinks.com