

LG WM8900HBA Stackable Smart Front Load Washer with Steam & Turbowash Technology

QUICK BUYER GUIDE



Households needing large laundry capacity, fast wash times, and smart controls

At a Glance Specs

CAPACITY
 Handles king-size comforters and bedding in one load

ENERGY EFFICIENCY
 Uses 105 kWh/year with ENERGY STAR certification





SMART FEATURES
 Steam cleaning and TurboWash for stain removal

NOISE LEVEL
 Quiet operation with inverter motor





DESIGN
 Sleek black steel finish with intuitive controls

DIMENSIONS
 33" deep x 29" wide x 40.75" tall





Who It Is For

-  Users with large laundry volumes
-  Those prioritizing energy efficiency
-  Owners of smart home systems
-  People with space for front-load design

Who It Is Not For

-  Users with limited floor space
-  Those needing compact washer size
-  Individuals preferring traditional controls
-  People without steam cleaning needs

Trade Offs to Consider

-  Larger size vs. space constraints
-  Higher upfront cost vs. long-term savings
-  Advanced features vs. simpler controls
-  Front-load design vs. top-load accessibility

How It Compares

- Larger capacity than standard washers
- Faster wash cycles than basic models
- Smart integration vs. non-smart alternatives
- More energy-efficient than non-ENERGY STAR units

Choose This If...

- ✓ You need large laundry capacity
- ✓ You want energy-efficient operation
- ✓ You value smart home integration
- ✓ You have space for front-load design

Skip This If...

- ✗ You have limited floor space
- ✗ You prefer compact washer size
- ✗ You need simpler controls
- ✗ You don't require steam cleaning



Learn More



Read our Review

[LG 5.2 Washer Review](#) | [Smart Front Load](#) | [Black Steel](#)



Visit our Website

laundrychoice.novicelinks.com