

Samsung DV25B6900HW/A2 Heat Pump Dryer

QUICK BUYER GUIDE




Ideal for small households needing energy-efficient drying

At a Glance Specs


 **CAPACITY**
4 cubic feet for small loads

 **DRYING TIME**
40 minutes for quick drying







 **ENERGY EFFICIENCY**
Heat pump saves electricity

 **SMART FEATURES**
App-based troubleshooting included






 **DRYING CYCLES**
12 preset options for different fabrics

 **DOOR DIRECTION**
Reversible door for flexible setup







Who It Is For

-  Small households with limited space
-  Users seeking energy-efficient drying
-  Families with multiple fabric types
-  Those needing quick drying cycles
-  Users with smart home setups
-  People wanting app-based troubleshooting

Who It Is Not For

-  Large families with high laundry volumes
-  Users needing high-heat drying
-  Those without smart home access
-  People with limited space for stacked units
-  Users requiring advanced drying settings
-  Individuals without internet access

Trade Offs to Consider

-  Larger capacity may not fit in small spaces
-  Energy savings require initial setup
-  Smart features need internet access
-  Reversible door adds complexity
-  Limited cycle options for specialty fabrics
-  App-based support requires compatible devices



Users Say

● POSITIVES

- ✓ Quick drying for small loads
- ✓ Energy-efficient operation
- ✓ App-based troubleshooting is helpful
- ✓ Reversible door adapts to room layout

● COMPLAINTS

- ⚠ Limited cycle options for specialty fabrics
- ⚠ Smart features require internet access
- ⚠ Larger capacity may not fit in small spaces
- ⚠ Setup for app-based support can be complex



How It Compares

- Better energy efficiency than traditional dryers
- Fewer cycle options than high-end models
- Smaller capacity than larger dryers
- More setup required for smart features
- Less powerful than high-heat dryers
- More flexible for small space setups



Choose This If...

- ✓ You need quick drying for small loads
- ✓ You want energy-efficient operation
- ✓ You have a small laundry space
- ✓ You need app-based troubleshooting
- ✓ You prefer reversible door options



Skip This If...

- ✗ You have a large family with high laundry needs
- ✗ You require high-heat drying for heavy fabrics
- ✗ You lack smart home access
- ✗ You need advanced drying settings
- ✗ You prefer no internet-based features



Learn More



Read our Review

[Samsung Heat Pump Dryer Review | Compact & Energy Efficient](#)



Visit our Website

laundrychoice.novicelinks.com