

# W11239857 Washer Drive Belt Replacement for Whirlpool Maytag Amana Top Load Washers

## QUICK BUYER GUIDE



Washing machine owners needing a durable drive belt replacement for specific models

## At a Glance Specs

---



### PART NUMBER

**W11239857**



### COMPATIBILITY

**Whirlpool, Maytag,  
Amana, Kenmore,  
Crosley, Ingersoll Rand**



### DIMENSIONS

**0.1 x 0.1 x 0.1 inches**



### WEIGHT

**0.88 ounces**



### WARRANTY

**1 year limited warranty**



### REPLACEMENT FOR

**4845287, AP6333320,  
PS12578772, WE12M29,  
5EPJ556**



### MATERIAL

**Durable rubber  
construction**









### INSTALLATION

**Requires power  
disconnection during  
install**







## Who It Is For

---

-  Owners of Whirlpool top-load washers
-  Users with worn-out drive belts
-  Repair technicians needing replacements
-  Owners of Maytag model MVW6230RHW0
-  Amana washer maintenance professionals
-  Individuals with specific part number needs







## Who It Is Not For

---

-  Owners of front-load washers
-  Users with non-compatible models
-  Those needing motor repairs
-  Individuals without technical skills
-  Owners of GE or Samsung models
-  Users requiring universal belt fits

## Trade Offs to Consider

---

-  Limited model compatibility
-  Requires power disconnection during install
-  No battery power capability
-  Small size may be hard to handle
-  No extended warranty options
-  Not suitable for high-capacity units



## Users Say

---

### ● POSITIVES

- ✓ Durable rubber construction
- ✓ Easy installation process

### ● COMPLAINTS

- ⚠ Limited model compatibility
- ⚠ Small size may be difficult to handle



## How It Compares

---

- Fits specific models vs. universal belts
- Durable rubber vs. cheaper alternatives
- Easy install vs. complex replacements
- 1-year warranty vs. no warranty
- Precise fit vs. generic replacements
- Brand-specific vs. third-party options



## Choose This If...

---

- ✓ Need durable rubber belt
- ✓ Own compatible model washer
- ✓ Want easy installation
- ✓ Require 1-year warranty
- ✓ Need precise part fit
- ✓ Seek brand-specific replacement



## Skip This If...

---

- × Need universal belt compatibility
- × Require extended warranty
- × Own front-load washer
- × Need motor repair solutions
- × Prefer no installation steps
- × Seek alternative materials



## Learn More

---



### Read our Review

[Whirlpool Washer Belt Replacement](#)



### Visit our Website

[laundrychoice.novicelinks.com](https://laundrychoice.novicelinks.com)